

# NIT POLYTECHNIC

DEPARTMENT OF TRAINING & PLACEMENT

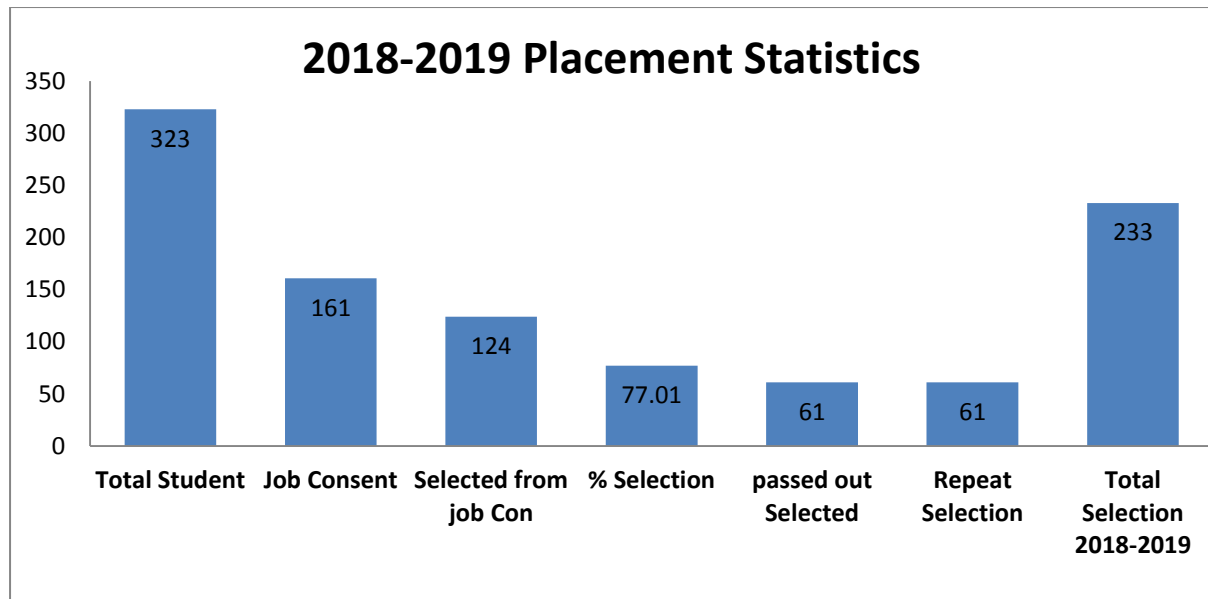
## T&P Statistics

### AS PER NBA

Year	Total Student	Job Consent	Selected from job Con	% Selection	passed out Selected	Repeat Selection	Total Selection 2018-2019
2018-2019	323	161	124	77.01	48	61	233

### Actual

Year	Total Student	Job Consent	Selected from job Con	passed out Selected	Repeat Selection	Carry on Selection	Total Selection 2018-2019
2018-2019	608	210	154	54	66	16	290



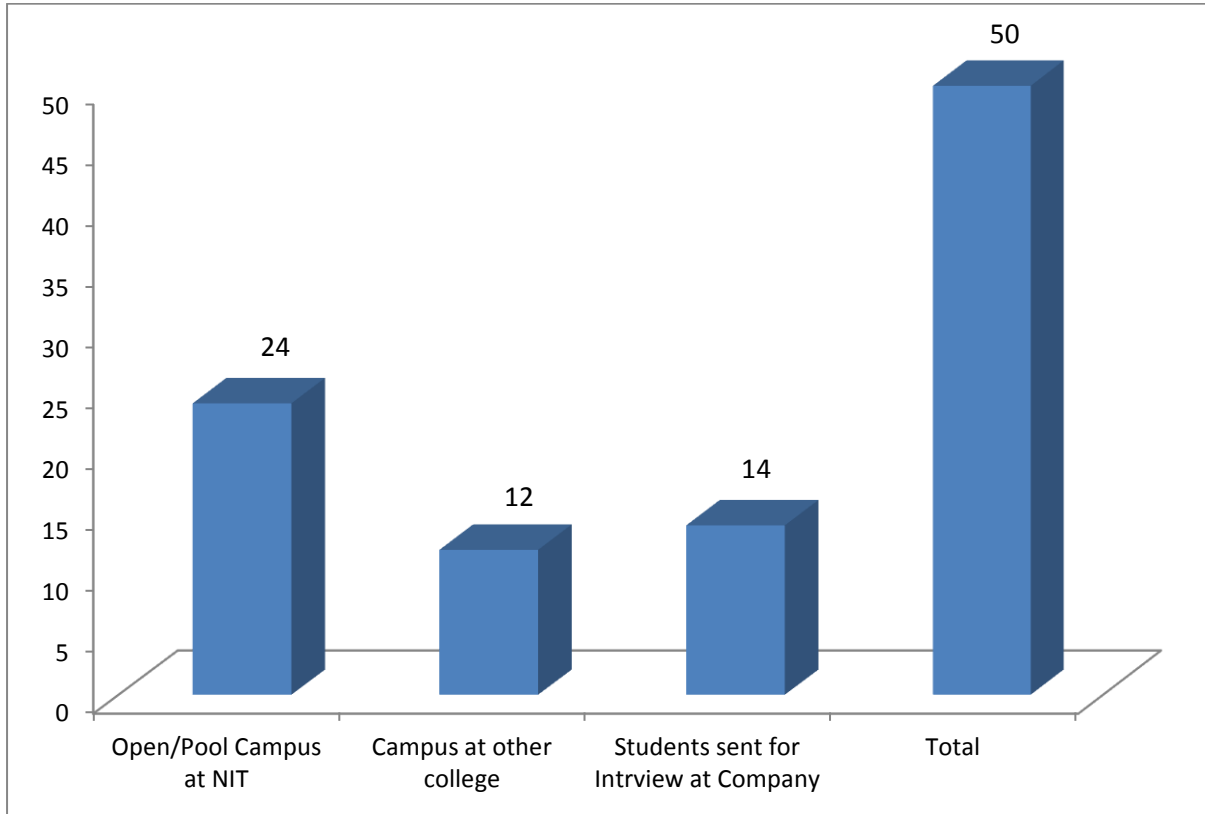
## Salary Offered

**Minimum : 1.02 LPA, Maximum: 2.10 LPA**

Open/Pool Campus at NIT	Campus at other college	Students sent for Interview at Company	Total
24	12	14	50

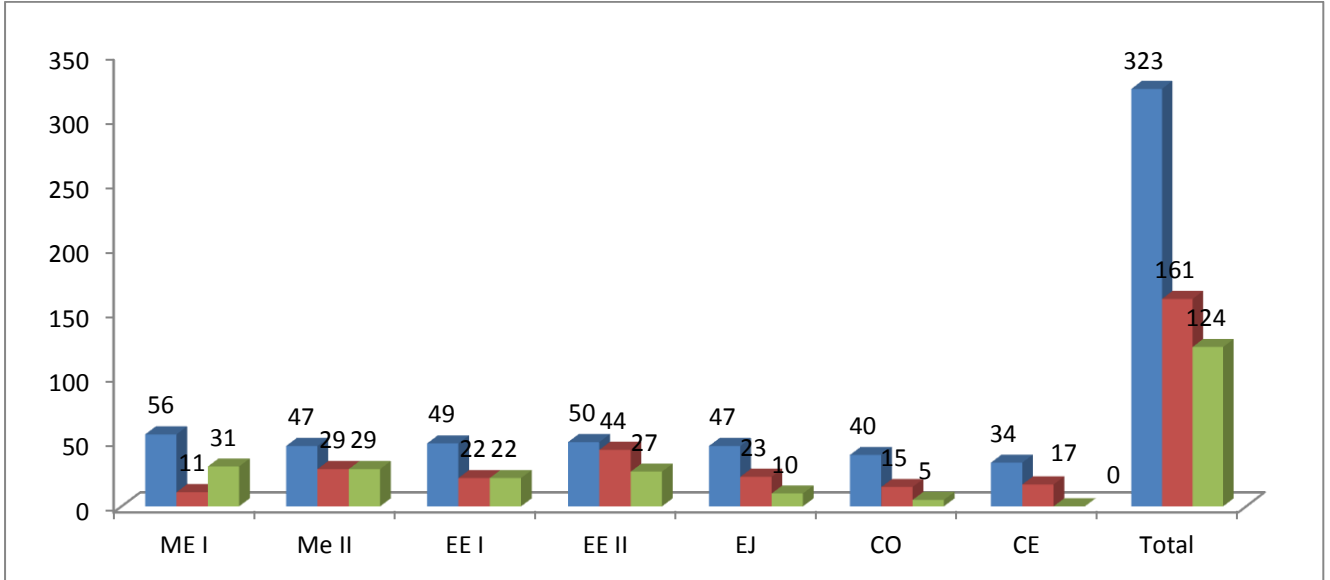
# NIT POLYTECHNIC

DEPARTMENT OF TRAINING & PLACEMENT



# NIT POLYTECHNIC

DEPARTMENT OF TRAINING & PLACEMENT



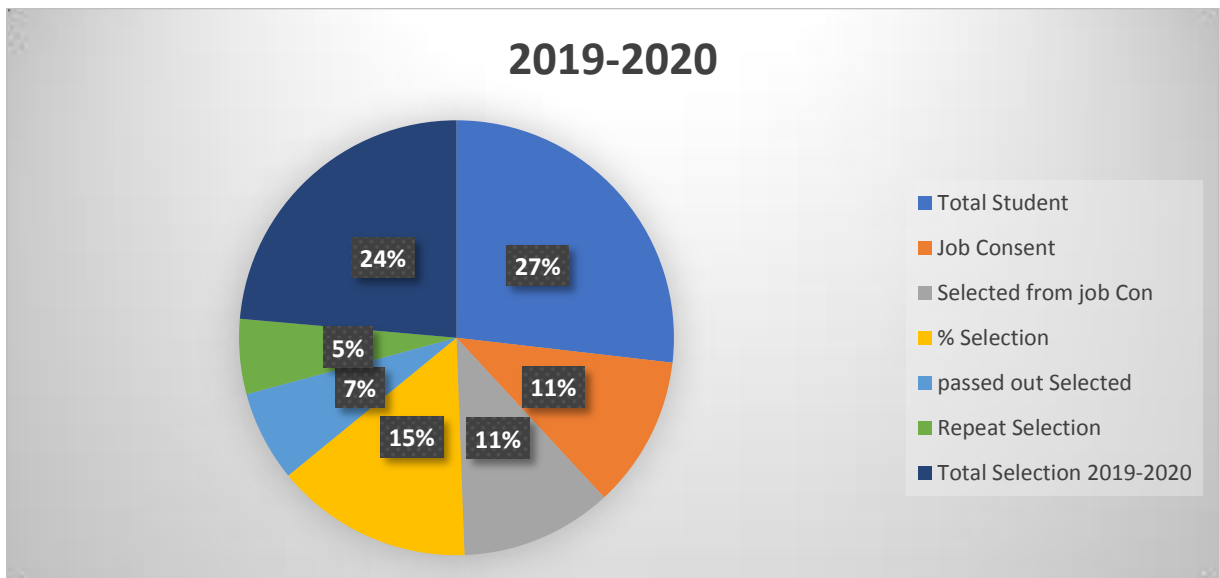
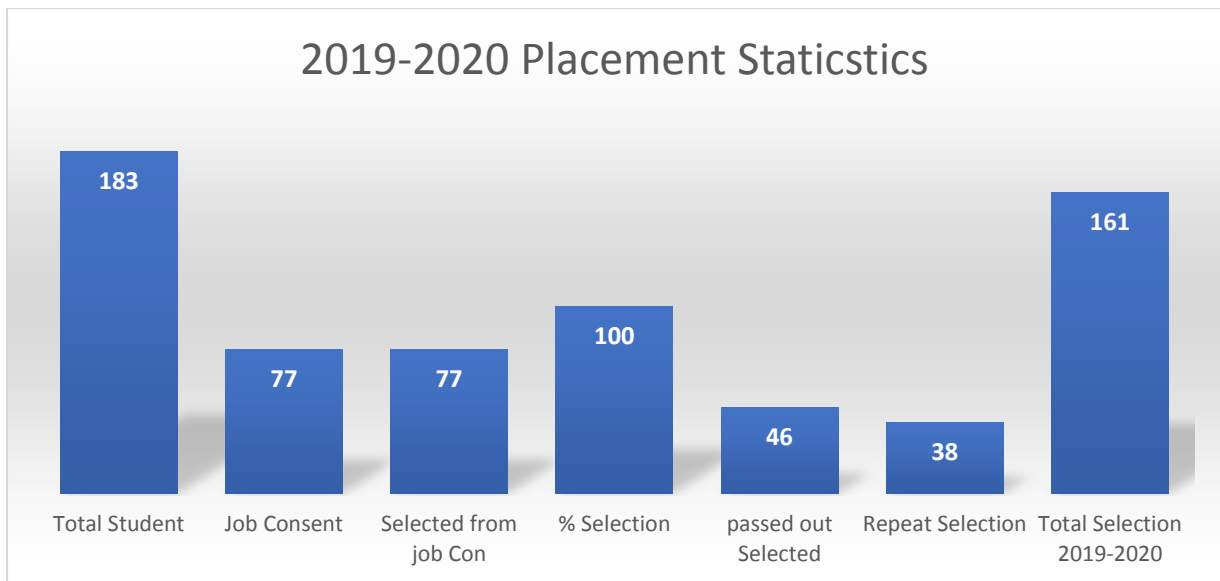
Year	Branch	Total Student	Job Consent	Placed	%	Left Out/ Fail
2018-19	ME I	56	11	31	281.82%	0
	Me II	47	29	29	100.00%	0
	EE I	49	22	22	100.00%	0
	EE II	50	44	27	61.36%	17
	EJ	47	23	10	43.48%	13
	CO	40	15	5	33.33%	10
	CE	34	17	0	0.00%	17
	<b>Total</b>	<b>323</b>	<b>161</b>	<b>124</b>	<b>77.02%</b>	<b>57</b>

# NIT POLYTECHNIC

DEPARTMENT OF TRAINING & PLACEMENT

## T&P Statistics

Year	Total Student	Job Consent	Selecte d from job Con	% Selection	passed out Selected	Repeat Selection	Total Selection 2019-2020
2019-2020	183	77	77	100	46	38	161



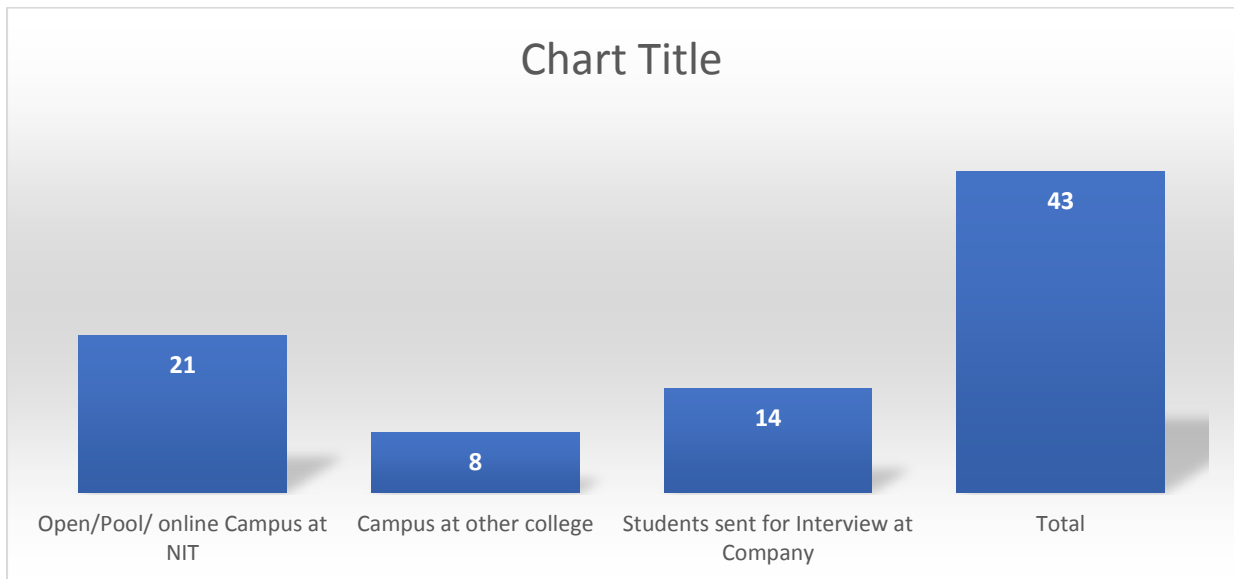
# NIT POLYTECHNIC

DEPARTMENT OF TRAINING & PLACEMENT

## Salary Offered

**Minimum : 1.08 LPA, Maximum: 2.05 LPA**

Open/Pool/ online Campus at NIT	Campus at other college	Students sent for Interview at Company	Total
21	08	14	43



# NIT POLYTECHNIC

DEPARTMENT OF TRAINING & PLACEMENT

## Branch Wise Statistic 2019-2020

Session	Branch	Total Students	JOB Needed	Total placed students	Placed percentage
Session 2019-2020	ME I	35	23	17	73.91
	ME II	28	5	15	300
	EE I	31	19	17	89.47
	EE II	31	7	11	157.14
	EJ	15	10	6	60
	CO	27	12	11	91.66
	CE	16	1	0	0
<b>Total</b>		<b>183</b>	<b>77</b>	<b>77</b>	<b>100</b>

